

Metal Film

Series NE

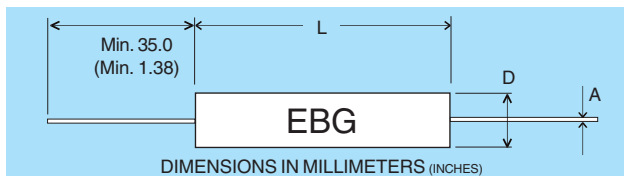
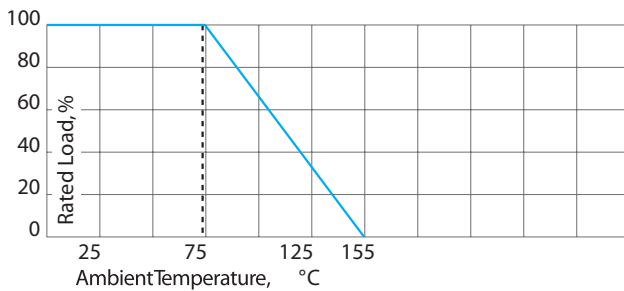
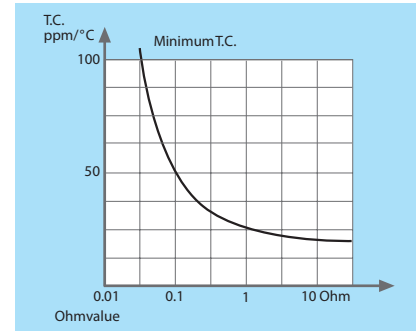
Precision Metal Film Resistors, molded style

EBG's NE series features extremely low ranges heretofore unavailable in the industry. As a result of a special proprietary filming method, a nickel film is employed with controlled amounts of other metals, which results in fracturial resistance value availability, but with low temperature coefficient of resistance and high stability.

- Resistance values as low as 0.05 Ω

Specifications

- Resistance tolerance: from ±0.05% to ±5%
- Temperature coefficient: according to drawing
- Operating temperature: -55°C to + 155°C
- Insulation resistance: 104 MΩ at 500 V DC
- Noise: less than 0.05 μV/V



Model no.	Wattage	Resistance		Dimensions in millimeters (inches)		
		Min.	Max.	L	D	A
NE 1/10	0.25	0.025R	20R	6.80±.30 (.268±.01)	2.50±.40 (.098±.02)	.060±.05 (.024±.002)
NE 1/8	0.50	0.1R	20R	10.00±.30 (.394±.01)	3.70±.40 (.146±.02)	.60±.05 (.024±.002)
NE 1/4	1.00	0.1R	20R	14.80±.30 (.583±.01)	5.20±.40 (.205±.02)	.60±.05 (.024±.002)
NE 1/2	1.50	0.1R	20R	18.30±.30 (.720±.01)	6.50±.40 (.256±.02)	.81±.05 (.032±.002)

Series EE

Precision Metal Film Resistors, molded style

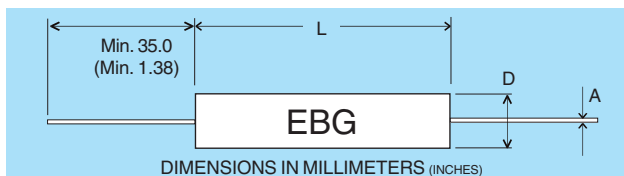
EBG's EE styles conform dimensionally to the RN styles of MIL-R- 10509 and the RNR styles of MIL-R- 55182. All of EBG's Metal Film Resistor styles offer performances that exceed the requirements of both of these specifications. All EE styles can be used for automatic insertion and/or encapsulation.

Specifications

- Resistance tolerance: from ±0.02% to ±1%
- temperature coefficient: from ±5 ppm/°C to ±50 ppm/°C all TCR referenced to 25°C, ΔR taken at +25°C and +85°C, other temperature ranges upon request
- Elements are produced and tested in accordance with MIL-R-10509 and MIL-R-55182 as well as MIL-STD-202.

- Special Feature – Series UAR

Upon request, EBG will conduct a "burn-in" of these elements for ultimate stability. Please refer to the UAR (Ultra Accurate Resistor) series and ask for a detailed datasheet!



Type	EE 1/20	EE 1/10	EE 1/8	EE 1/4	EE 1/2
MIL 10509	RN 50	RN 55	RN 60	RN 65	RN 70
Power rating (W at 125°C)	.05	.10	.125	.25	.50
Max. working voltage (V)	200	250	300	300	350

Model no.	Wattage 70°C	Max. continuous oper. Volt.	Resistance	
			Min.	Max.
EE 1/20	.125	200	20R	600K
EE 1/10	.250	250	20R	3M
EE 1/8	.500	300	20R	5M
EE 1/4	.750	300	20R	10M
EE 1/2	1.000	350	20R	15M

Model no.	Dimensions in millimeters (inches)		
	L	D	A
EE 1/20	3.90±.30 (.154±.01)	1.80±.40 (.071±.02)	.45±.05 (.018±.002)
EE 1/10	6.80±.30 (.268±.01)	2.50±.40 (.098±.02)	.60±.05 (.024±.002)
EE 1/8	10.00±.30 (.394±.01)	3.70±.40 (.146±.02)	.60±.05 (.024±.002)
EE 1/4	14.80±.30 (.583±.01)	5.20±.40 (.205±.02)	.60±.05 (.024±.002)
EE 1/2	18.30±.30 (.720±.01)	6.50±.40 (.256±.02)	.81±.05 (.032±.002)

The above spec. sheet features our standard products. For further options, please contact our local EBG representative or contact us directly. For updated information, please visit our website!