



Series EE


Molded style

1/1

The EE series conform dimensionally to the RN series of MIL-R-10509 and the RNR series of MIL-R-55182. All of Miba Resistors Metal Film Resistor series offer performances that exceed the requirements of both of these specifications. EE series can be used for automatic insertion and/or encapsulation.

Technical Specifications

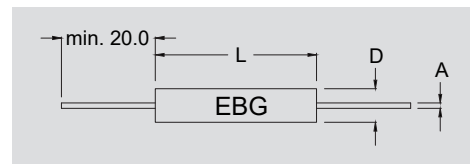
Resistance value	10 Ω ≤ 10 MΩ (other values on special request)
Resistance tolerance	±0.02 % to ±1 %
Temperature coefficient	±5 ppm/°C to ±50 ppm/°C TCR referenced to 25°C, ΔR taken at +25°C and +85°C (other TCR on special request)
Special feature	elements are produced and tested in accordance with MIL-R-150509, MIL-R-55182, MIL-STD-202 series UAR (ask for details)



Model no.	Wattage 70°C	Max. continuous oper. Volt.	Resistance values		Dimensions in millimeters (inches)		
			Min.	Max.	L	D	A
EE 1/20	0.125	200	10 Ω	2 MΩ	4.30 ± .30 (.169 ± .01)	1.90 ± .30 (.075 ± .01)	.40 ± .05 (.016 ± .002)
EE 1/10	0.250	200	10 Ω	10 MΩ	6.80 ± .30 (.268 ± .01)	2.50 ± .30 (.169 ± .01)	.60 ± .05 (.024 ± .002)
EE 1/8	0.500	250	10 Ω	10 MΩ	10.20 ± .30 (.402 ± .01)	3.80 ± .30 (.149 ± .01)	.60 ± .05 (.024 ± .002)
EE 1/4	0.750	300	10 Ω	10 MΩ	15.10 ± .30 (.594 ± .01)	5.20 ± .30 (.205 ± .01)	.60 ± .05 (.024 ± .002)
EE 1/2	1.000	350	10 Ω	10 MΩ	18.40 ± .30 (.724 ± .01)	6.50 ± .30 (.256 ± .01)	.80 ± .05 (.031 ± .002)

Type MIL-R-10509	EE 1/20 RN55	EE 1/10 RN55	EE 1/8 RN60	EE 1/4 RN65	EE 1/2 RN70
Power rating (W at 125°C)	.05	.10	.125	.25	.50
Max. working voltage (V)	200	200	250	300	350

On special request, Miba Resistors will conduct a "burn-in" of these elements for ultimate stability. Please refer to the UAR (Ultra Accurate Resistor) series and ask for a detailed datasheet!



How to make a request

Model no._Ohmic value_Tolerance_TCR

For example:

EE 1/2 10M 0.1% 5ppm or NE 1/8 10R 1% 25ppm

Series NE

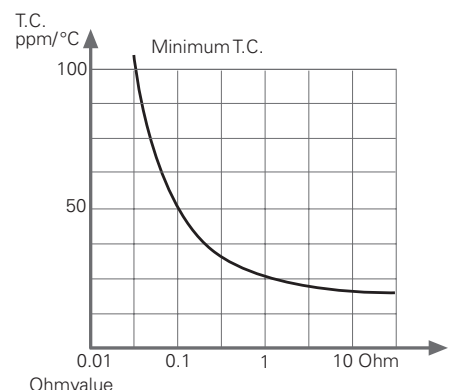
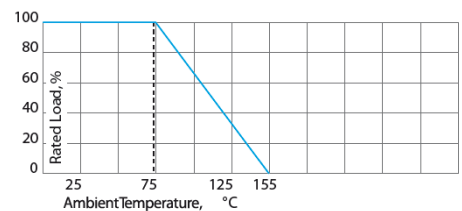
Molded style

Miba Resistors NE series features extremely low ranges. As a result of a special proprietary filming method, a nickel film is employed with controlled amounts of other metals, which results in fractural resistance value availability, but with low temperature coefficient of resistance and high stability.

Technical Specifications

Resistance value	0.05 Ω ≤ 10 Ω (other values on special request)
Resistance tolerance	±0.05 % to ±5 %
Temperature coefficient	according to drawing
Operating temperature	-55°C to +155°C
Insulation resistance	104 MΩ at 500 V DC
Noise	less than 0.05 μV/V

Model no.	Wattage	Resistance values		Dimensions in millimeters (inches)		
		Min.	Max.	L	D	A
NE 1/10	0.25	0.05 Ω	10 Ω	6.80 ± .30 (.268 ± .01)	2.50 ± .30 (0.98 ± .01)	.60 ± .05 (.024 ± .002)
NE 1/8	0.50	0.05 Ω	10 Ω	10.20 ± .30 (.402 ± .01)	3.80 ± .30 (.149 ± .01)	.60 ± .05 (.024 ± .002)
NE 1/4	1.00	0.05 Ω	10 Ω	15.10 ± .30 (.594 ± .01)	5.20 ± .30 (.205 ± .01)	.60 ± .05 (.024 ± .002)
NE 1/2	1.50	0.05 Ω	10 Ω	18.40 ± .30 (.724 ± .01)	6.50 ± .30 (.256 ± .01)	.80 ± .05 (.031 ± .002)





Disclaimer

The given statements and information herein are recommendations for the use of our products and are based on our experience in combination with applicable technical standards.

They are for guidance only and do not represent any assurance of characteristics or warranty commitments for the products or their suitability for specific applications.

The suitability of the products for the intended use by the user depends on different boundary conditions and influencing factors and is to be assessed exclusively by the user.

DISCLAIMER:

NO WARRANTY OR GUARANTEE, EXPRESS OR IMPLIED, IS MADE WITH RESPECT TO THE PRODUCTS, DESIGNS, DATA, INFORMATION DESCRIBED OR ANY INTELLECTUAL PROPERTY CONTAINED THEREIN. ANY WARRANTY OR GUARANTEE OF MERCHANTABILITY OR FITNESS FOR A PARTICULAR PURPOSE IS ALSO EXCLUDED.

The given statements and information herein reflect the current status at the time of publication.

Typing or printing errors cannot be excluded.

This publication shall not be reprinted or reproduced in whole or in part in any form or by any means without the express written permission of Miba Resistors.