



Series LXP-150 TO-247

150 W Thick Film Resistor for high-frequency and pulse-loading applications



1/1

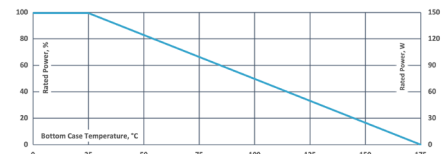

Miba Resistors offers the completely encapsulated and insulated TO-247 package for low ohmic value and Non-Inductive design for high-frequency and pulse-loading applications. Ideal use for power supplies. The LXP-150 series is rated at 150W mounted to a heat sink.

Features

- 150 W operating power
- **TO-247 package** configuration
- Clip mounting simplifies attachment to heat sink
- Non-Inductive design

Technical Specifications

Resistance value	0.2 Ω ≤ 1 MΩ
Resistance tolerance	±1 % to ±10 % ±0.5 % on special request for limited ohmic values
Temperature coefficient	> 10R: ±50 ppm/°C referenced to 25°C, ΔR taken at +105°C (other TCR on special request for limited ohmic values)
Power rating	150 W at 25°C bottom case temperature
Maximum operating voltage	700 V DC
Dielectric strength	1800 V AC
Insulation resistance	min. 10 GΩ
Momentary overload	2 times rated power, but no more than 1.5 time max. continuous operating voltage, last 5s, ΔR ≤ ±(0.3%R + 0.001Ω)
Load life	2,000 hours at rated power, MIL-R-39009D ΔR ≤ ±(1.0%R + 0.001Ω)
Moisture resistance	MIL-Std.-202, method 106, ΔR ≤ ±(0.5%R + 0.001Ω)
Thermal shock	MIL-Std.-202, method 107, Cond. F ΔR ≤ ±(0.3%R + 0.001Ω)
Terminal strength	MIL-Std.-202, method 211, Cond. A (pull test) 2.4 N ΔR ≤ ±(0.2%R + 0.001Ω)
Vibration, high frequency	MIL-Std.-202, method 204, Cond. D ΔR ≤ ±(0.2%R + 0.001Ω)
Working temperature	-55°C to +175°C
Lead material	tinned copper
Weight	~4,2 g



Derating (thermal resist.) LXP-150:
1.00 W/K (1.0 K/W)

Without a heat sink, when in open air at 45°C, the LXP-150 is rated for 4.5 W.

How to make a request

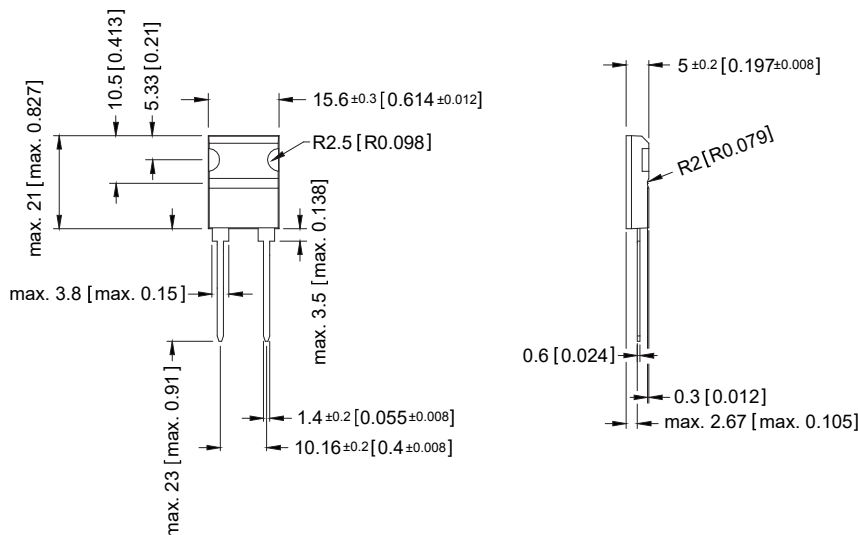
LXP-150_Ohmic Value_Tolerance

For example:
LXP-150 50R 5%

Application Standard

- IEC60115-1 : 2001 (GB/T5729-2003)
- MIL-STD-202
- MIL-R-39009D

Dimensions in mm [inches]



The above spec. sheet features our standard products. For further options please contact your local Miba Resistors representative.

sales.mra@miba.com · US: sales@mibaresistors.com

Miba Resistors former





Disclaimer

The given statements and information herein are recommendations for the use of our products and are based on our experience in combination with applicable technical standards.

They are for guidance only and do not represent any assurance of characteristics or warranty commitments for the products or their suitability for specific applications.

The suitability of the products for the intended use by the user depends on different boundary conditions and influencing factors and is to be assessed exclusively by the user.

DISCLAIMER:

NO WARRANTY OR GUARANTEE, EXPRESS OR IMPLIED, IS MADE WITH RESPECT TO THE PRODUCTS, DESIGNS, DATA, INFORMATION DESCRIBED OR ANY INTELLECTUAL PROPERTY CONTAINED THEREIN. ANY WARRANTY OR GUARANTEE OF MERCHANTABILITY OR FITNESS FOR A PARTICULAR PURPOSE IS ALSO EXCLUDED.

The given statements and information herein reflect the current status at the time of publication.

Typing or printing errors cannot be excluded.

This publication shall not be reprinted or reproduced in whole or in part in any form or by any means without the express written permission of Miba Resistors.