

Series LPP-250

250 W Power Resistor at 85°C Bottom Case



A Miba Group Company

1/1

EBG general medium power resistor. Main applications are variable speed drives, power supplies, control devices, telecom, robotics, motor controls and other switching designs. Specials and custom designed components on request.

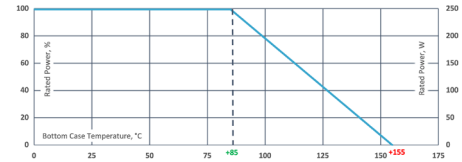
Features

- multiple resistors in 1 package
- Non-Inductive design
- ROHS compliant
- Materials in accordance with UL 94 V-0
- Resistor is also available with preapplied PCM (Phase Change Material) (ask for details)
- Version: fast-on (F) / solder pin (SP) / cable (C) possible (ask for details)



Technical Specifications

Resistance value	on request
Resistance tolerance	±1 % to ±10 %
Temperature coefficient	±250 ppm/°C (at +85°C ref. to +25°C) lower TCR on special request for limited ohmic values
Power rating	up to 250 W at 85°C bottom case temperature (see configurations)
Short time overload	1.25x rated power at 85°C bottom case temperature for 10 sec., ΔR = 0.4% max. (for conf. 1, 2 and 3)
Maximum working voltage	500 V DC (up to 2,000 V on special request = "S"-version)
Partial discharge	up to 2,000 Vrms / 80pC (tests only on special request)
Voltage proof	dielectric strength up to 4,000 V DC against ground
Insulation resistance	> 10 GΩ at 1,000 V DC
Isolation voltage between R1 & R2 & R3	500 V DC (1,000 V DC on special request)
Heat resistance to cooling plate	Rth < 0,35 K/W
Capacitance/mass	45 pF (typical), measuring frequency 10 kHz
Serial inductivity	LPP-250 typical 40 nH, measuring frequency 10 kHz
Working temperature range	-55°C to +155°C
Mounting - torque for base plate (static)	1.3 Nm to 1.5 Nm M4 screws
Weight	~23g



Derating (thermal resist.) LPP-250:
2.86 W/K (0.35 K/W) (for conf. 1, 2 and 3)

Best results can be reached by using a thermal transfer compound with a heat conductivity of at least 1 W/mK. The flatness of the cooling plate must be better than 0.05 mm overall. Surface roughness should not exceed 6.4 μm.

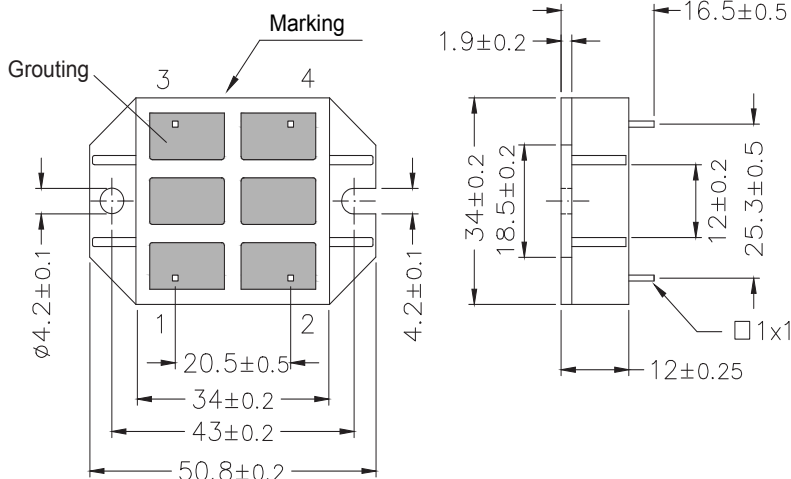
How to make a request

LPP-250-Configuration_Ohmic Value_Tolerance

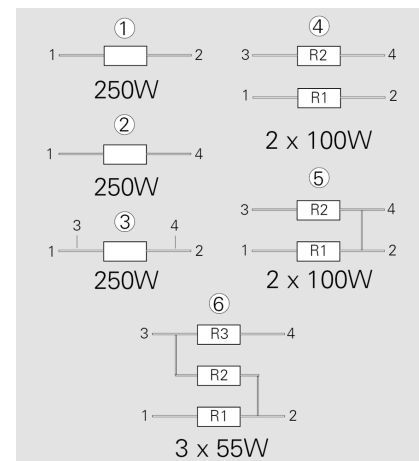
For example:
LPP-250-1 4R7 5%

Example for higher working voltage:
LPP-250-1-S 4R7 10%

Dimensions in mm



Configurations (P / package)



Version 5: ohmic value between contact 2 and 4 = 3mΩ

The above spec. sheet features our standard products. For further options please contact our local EBG representative or contact us directly.

Disclaimer



A Miba Group Company

The given statements and information herein are recommendations for the use of our products and are based on our experience in combination with applicable technical standards.

They are for guidance only and do not represent any assurance of characteristics or warranty commitments for the products or their suitability for specific applications.

The suitability of the products for the intended use by the user depends on different boundary conditions and influencing factors and is to be assessed exclusively by the user.

DISCLAIMER:

NO WARRANTY OR GUARANTEE, EXPRESS OR IMPLIED, IS MADE WITH RESPECT TO THE PRODUCTS, DESIGNS, DATA, INFORMATION DESCRIBED OR ANY INTELLECTUAL PROPERTY CONTAINED THEREIN. ANY WARRANTY OR GUARANTEE OF MERCHANTABILITY OR FITNESS FOR A PARTICULAR PURPOSE IS ALSO EXCLUDED.

The given statements and information herein reflect the current status at the time of publication.

Typing or printing errors cannot be excluded.

This publication shall not be reprinted or reproduced in whole or in part in any form or by any means without the express written permission of EBG.