

Series UPT[®]-400

400 W resistor, US Patent-No. 5,355,281

A Miba Group Company




1/1

For variable speed drives, power supplies, control devices, robotics, motor control and other power designs, the easy mounting fixture assures a pressure of the cooling plate of about 300 N.

Features

- 400 W operating power
- Non-Inductive design
- ROHS compliant
- High insulation & partial discharge performance
- Materials in accordance with UL 94 V-0
- Resistor is also available with preapplied PCM (Phase Change Material) (ask for details)



Technical Specifications

Resistance value	0.5 Ω ≤ 1 MΩ
Resistance tolerance	±5 % to ±10 % ±1 % to ±2 % on special request for limited ohmic values with the reduction of the max. power / pulse rating (ask for details)
Temperature coefficient	±150 ppm/°C lower TCR on special request for limited ohmic values
Power rating	400 W at 85°C bottom case temperature
Short time overload	700 W at 70°C for 10sec., ΔR = 0.4 % max.
Maximum working voltage	5,000 V DC ≈ 3,500 V AC RMS (50 Hz) higher voltage on request, not exceeding max. power
Electric strength voltage	7 kVrms / 50 Hz / 500 VA, test time 1 min. between terminal and case (up to 12 kVrms on request) voltages above 10 kVrms are tested at DC equivalent to avoid pre damage of component
Partial discharge	4 kVrms < 10 pC (up to 7 kVrms < 10 pC on request) acc. to IEC 60270
Insulation resistance	> 10 GΩ at 1,000 V
Single shot voltage	up to 12 kV norm wave (1.5/50 μsec)
Inductance	≤ 80 nH (typical), measuring frequency 10 kHz
Capacity/mass	≤ 110 pF (typical), measuring frequency 10 kHz
Capacity/parallel	≤ 40 pF (typical), measuring frequency 10 kHz
Operating temperature	-55°C to +155°C
Mounting - torque for contacts	1.8 Nm to 2 Nm, screw-in depth max. 6 mm
Mounting - torque	1.6 Nm to 1.8 Nm M4 screws
Terminal tops for additional insulation requirements	on special request (ask for details)
Cable variation	on special request (ask for details)
General pulse load information	contact our local EBG representative or contact us directly
Weight	~67 g

General Specifications

Encapsulation

Resin-filled epoxy casing with large creeping distance to mass, large air distance between the terminals and high insulation resistance

Resistance Element

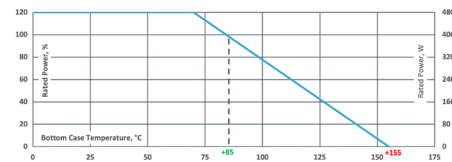
Special design for low inductance and capacitance values. The element employs our special METOXFILM, which demonstrates stability while covering high wattage and pulse loading

Housing

Housings are made without color additives. The color definition is natural and can vary in different pigmentation

Contacts

Easy load connection with M5 screws (others on request)



Derating (thermal resist.) UPT[®]-400:

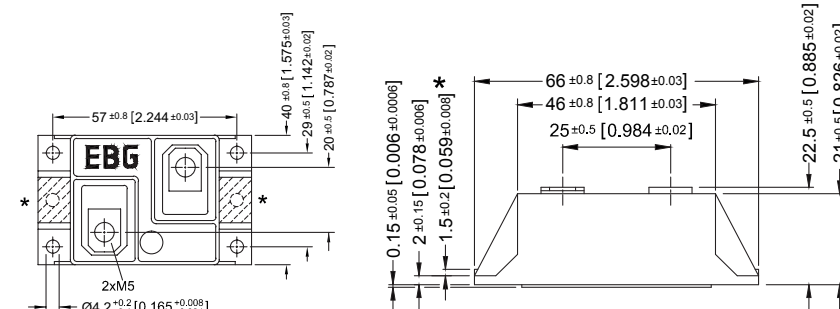
5.55 W/K (0.18K/W)

Power rating: 400 W at 85°C bottom case temperature**

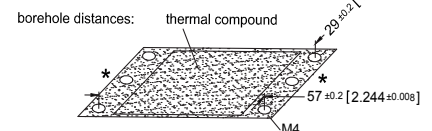
Please ask for detailed mounting procedure!

** This value is only applicable when using a thermal conduction to the heat sink Rth-cs < 0.025 K/W. This value can be obtained by using a thermal transfer compound with a heat conductivity of at least 1 W/mK. The flatness of the cooling plate must be better than 0.05 mm overall. Surface roughness should not exceed 6.4 μm.

Dimensions in mm [inches]



* Optional mounting possibility with 2 metal plates and centered mounting holes.



The above spec. sheet features our standard products. For further options please contact our local EBG representative or contact us directly.

Disclaimer



A Miba Group Company

The given statements and information herein are recommendations for the use of our products and are based on our experience in combination with applicable technical standards.

They are for guidance only and do not represent any assurance of characteristics or warranty commitments for the products or their suitability for specific applications.

The suitability of the products for the intended use by the user depends on different boundary conditions and influencing factors and is to be assessed exclusively by the user.

DISCLAIMER:

NO WARRANTY OR GUARANTEE, EXPRESS OR IMPLIED, IS MADE WITH RESPECT TO THE PRODUCTS, DESIGNS, DATA, INFORMATION DESCRIBED OR ANY INTELLECTUAL PROPERTY CONTAINED THEREIN. ANY WARRANTY OR GUARANTEE OF MERCHANTABILITY OR FITNESS FOR A PARTICULAR PURPOSE IS ALSO EXCLUDED.

The given statements and information herein reflect the current status at the time of publication.

Typing or printing errors cannot be excluded.

This publication shall not be reprinted or reproduced in whole or in part in any form or by any means without the express written permission of EBG.